

Your Responsibilities

It is your personal responsibility to read and follow these instructions. Failure to do so could cause severe injury or death. Read this Owners Manual carefully for important use and safety information. A Safety Harness is NOT included with this treestand. It is your responsibility to use a Safety Harness when using any treestand. If there are any questions call LOCON Treestands LLC at 740-984-0366.

Proper Care of Your Stand

The "BIG BEN" treestand was designed and manufactured for easy use and comfort. This stand is like no other on the market and proper care is important for a safe and successful hunt. Always check to make sure all nuts and bolts are secure before using. Check attachment strap for wear before every use. Check stand for worn or damaged parts. Replace any part with only LOCON parts. Pay special attention to the webbing for wear. Store your treestand properly in the off season, out of the weather and in a dry place.

The "BIG BEN" is designed to operate with a weight limit of 300 pounds.

By following these guidelines your new treestand will become a valuable piece of hunting equipment for many years. After practicing with your stand, if there are any questions please call 740-984-0366.

Important Safeguards

Read this manual and follow these precautions before using this LOCON Treestand. When using treestands and climbing trees, basic precautions should be taken, including wearing a Safety Harness from the time you leave the ground until you are back on the ground.

WARNING! Never attempt to use a treestand before reading the instructions and practicing at a safe height.

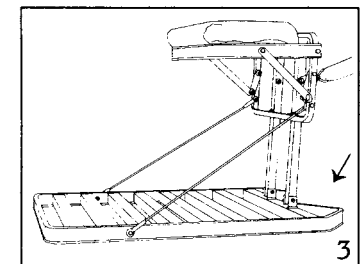
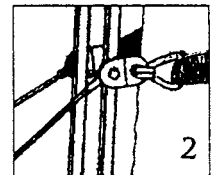

1. **WARNING! Never climb a tree with any type weapon on your person. Use a pull-up rope.**
2. **WARNING! Never pull up or lower a loaded weapon. Always unload before pulling up or lowering a weapon. Accidental discharge could cause severe injury or death!**
3. **WARNING! Never attempt to step onto a treestand without first putting on your Safety Harness.**
4. **NEVER attempt to use a stand if under the influence of alcohol, drugs, or medication.**
5. **NEVER climb or attach a treestand to metal or wooden utility poles.**
6. **WARNING! Never attempt to climb or attach a treestand to dead or diseased trees or trees that are leaning.**
7. **WARNING! Never attempt to hunt or climb tree during thunder or lightning storms or during wet or icing conditions.**
8. **ALWAYS check to make sure nuts and bolts are secure before using a stand. Replace worn parts with only LOCON parts.**
9. **ALWAYS check support strap and Safety Harness before using. Webbing straps can wear and should be checked and replaced if needed.**
10. **NEVER allow more than one person on a treestand platform.**
11. **WARNING! Never exceed the recommended weight limit of each LOCON stand.**
12. **NEVER alter the treestand in any way.**
13. **ALWAYS take the stand down between usage.**
14. **NEVER hunt from a treestand when feeling sleepy or tired.**
15. **WARNING! Treestand platforms can become slippery when wet. Always have your Safety Harness on before stepping onto your stand.**
16. **ALWAYS clean boots of mud and snow before climbing a tree.**
17. **ALWAYS double-check your hook-up system before stepping onto your stand.**
18. **NEVER jump or bounce while on the stand.**
19. **Only use this treestand on trees with a diameter between 6" and 20".**



Instructions for the LOCON "Big Ben" Treestand

1. Hanging your stand in the tree. **DO NOT** unfold the stand. Place it flat against the tree. Wrap the strap around the tree and attach the hook to the eyebolt. Pull the free end of the webbing to tighten the strap. Make sure strap is as tight as possible.
2. Position the stand on the tree where you want to hunt. Pull the platform down to the open position. When you pull the platform down you will tighten the strap further. Do not put enough pressure on the platform to damage the platform.
3. Never step onto a treestand unless your Safety Harness is on. Step onto the platform and move to the back of the platform closest to the tree. Shift your weight to the back of the stand to further lock the stand on the tree.
4. The padded seat may be folded out for long hours of comfortable hunting. Caution: Do not stand on the seat.
5. To remove the stand, fold the platform up, pull the stand upwards and loosen the buckle by gripping the buckle and pulling it away from the tree. Then remove the hook from the eyebolt.
6. Caution: Do not step on the platform next to the tree.

AFTER PRACTICING WITH YOUR STAND AT GROUND LEVEL, IF YOU HAVE ANY QUESTIONS CALL LOCON AT 740-984-0366.



Do not step here

LOCON's 3 Year Limited Warranty

LOCON Treestands LLC warrants its treestand to be free of defects in material and workmanship for a period of three years from the date of purchase. This Warranty applies to the original owner only and does not cover canvas, seat, rope, chain, carpet or paint. Warranty does not cover damage caused by alterations, misuse, abuse or use contrary to LOCON Treestands LLC specifications or instructions. LOCON retains the right to repair or replace for Warranty work.

LOCON makes no other Warranty expressed or implied.

LOCON is not liable for any incidental or consequential damage, which may result from any defect in LOCON treestands or steps.

Warranty work must be performed by LOCON Treestands LLC or one of its authorized representatives. To obtain Warranty service contact LOCON Treestands LLC Customer Service Department.

If your treestand has a defect in material or workmanship, return it to LOCON Treestands LLC freight pre-paid. We will replace or repair it at our discretion and send it back to you at no charge for a period of 3 years from date of purchase.

1. Complete the Warranty information below.
2. Send to LOCON Treestands LLC within 10 days of purchase.
3. Misuse voids this Warranty.

CUT HERE AND MAIL TO LOCON

I have read the instructions and understand them thoroughly. I agree to use my LOCON treestand correctly and to wear my Safety Harness at all times while using my treestand. I know that I can call LOCON Treestands LLC. at 740-984-0366 if I have any questions.

NAME _____

ADDRESS _____

CITY _____ STATE _____ ZIP _____

SERIAL# _____

MODEL# BIG BEN _____

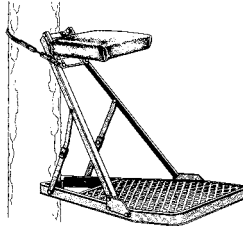
SIGNATURE _____ DATE _____

TELEPHONE (_____) _____




LOCON Treestands LLC

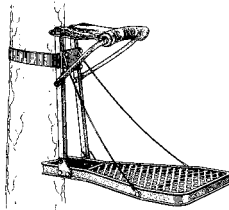
Contact LOCON for information on these other fine stands.




SPIRIT™



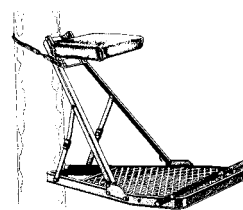
LEM™




LIMIT™



HIGH STYLE™



SUPER SPIRIT™



MAG-III™

For More Information contact:

LOCON TREESTANDS LLC

15710 Waterford Rd.

Waterford, Ohio 45786

(740) 984-0366

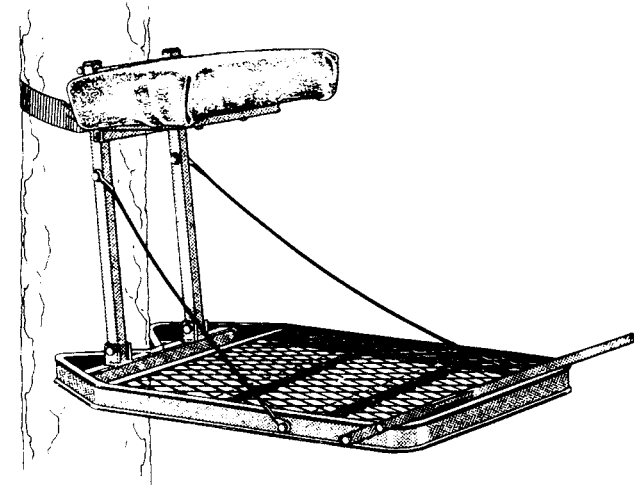
www.locontreestandsllc.com



LOCON Treestands LLC

OWNER'S MANUAL

Instructions for "BIG BEN"™ TREESTAND



WARNING

FAILURE TO READ AND FOLLOW
INSTRUCTIONS BEFORE USE COULD CAUSE
SEVERE INJURY OR DEATH.

