

Your Responsibilities

It is your responsibility to read and follow these instructions. Failure to do so could cause severe injury or death. Read this Owners Manual carefully for important use and safety information. A full body safety harness (FAS) with suspension relief device (SRS) is included with this stand. Read and understand the instructions provided with this or any other safety harness or devise you use. Failure to do so can cause severe injury or death. Single safety belts and chest harnesses are no longer acceptable and should never be worn. You must stay connected to the tree at all times after leaving the ground while using any treestand. It is your responsibility to use a Safety Harness when using any treestand. If there are any questions call Locon Treestands LLC at 740-984-0366.

Proper Care of Your Stand

The 'High Style' treestand was designed and manufactured for easy use and comfort. This stand is like no other on the market and proper care is important for a safe and successful hunt. Always check to make sure all nuts and bolts are secure before using. Check attachment strap for wear before every use. Check stand for worn or damaged parts. Replace any part with only LOCON parts. Pay special attention to the webbing for wear. Store your treestand properly in the off season, out of the weather and in a dry place.

The "HIGH STYLE" is designed to operate with a weight limit of 300 pounds.

Never exceed the listed weight limits. Failure to follow these limits can cause severe injury or death.

By following these guidelines your new treestand will become a valuable piece of hunting equipment for many years. After practicing with your stand at ground level, if there are any questions please call 740-984-0366.

Important Safeguards

Read this manual and follow these precautions before using this LOCON Treestand. When using treestands and climbing trees, basic precautions should be taken, including wearing a full body safety harness from the time you leave the ground until you are back on the ground. Always make sure the tree stand is properly attached to the tree and all contact points are in contact with the tree prior to stepping onto the platform.

WARNING! Never attempt to use a treestand before reading the instructions and practicing at a safe height.

WARNING! Climbing aids such as steps, stick ladders or sectional ladders must extend above the platform to allow the user to step down onto the platform. Never step up to your treestand from a climbing aid.

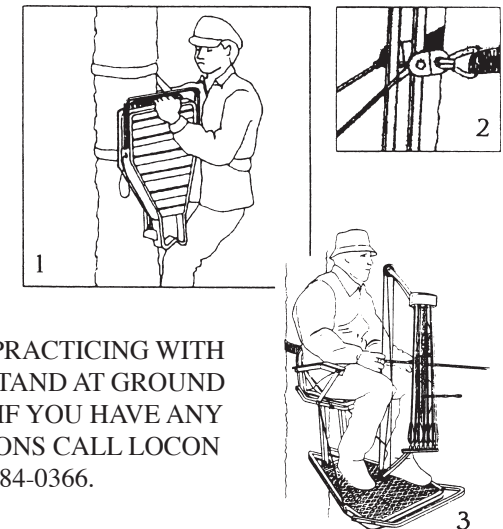
WARNING! When hunting from a treestand, falls can occur at any time after leaving the ground causing injury or death.

1. **WARNING!** Never climb a tree with any type weapon on your person. Use a pull-up rope.
2. **WARNING!** Never pull up or lower a loaded weapon. Always unload before pulling up or lowering a weapon. Accidental discharge could cause severe injury or death!
3. **WARNING!** Never attempt to step onto or off of a treestand without being safely attached to the tree with a full body safety harness
4. **NEVER** attempt to use a stand if under the influence of alcohol, drugs, or medication.
5. **NEVER** climb or attach a treestand to metal or wooden utility poles.
6. **WARNING!** Never attempt to climb or attach a treestand to dead or diseased trees or trees that are leaning. Never rely on a tree branch for support.
7. **WARNING!** Never attempt to hunt or climb a tree during thunder or lightning storms or during wet or icing conditions and end your hunt and return to the ground if inclement conditions arise.
8. **ALWAYS** check to make sure nuts and bolts are secure and that all connections, welds, platforms, cables, etc. show no signs of cracking or wear. Do not use if you see or suspect any damage. Replace worn parts with only LOCON parts.
9. **ALWAYS** check support strap, chain or rope attachment and Safety Harness before using. Webbing straps and rope can wear and should be checked and replaced if needed.
10. **NEVER** allow more than one person on a treestand platform.
11. **WARNING!** Never exceed the recommended weight limit of each LOCON stand.
12. **NEVER** alter the treestand in any way.
13. **ALWAYS** take the stand down between usages.
14. **NEVER** hunt from a treestand when feeling sleepy or tired or if you have a prior medical condition that could cause a problem such as a heart condition or joint or back condition.
15. **WARNING!** Treestand platforms can become slippery when wet. Always remain attached to the tree with a full body safety harness.
16. **ALWAYS** clean boots of mud and snow before climbing a tree.
17. **ALWAYS** double-check your hook-up system before stepping onto your stand.
18. **NEVER** jump or bounce while on the stand.
19. Only use this treestand on trees with a diameter between 6" and 20".
20. **ALWAYS** inform someone of your hunting location, where the treestand is located and expected return time.
21. **ALWAYS** carry a signal device such as a mobile phone, radio, whistle, signal flare or personal locator devise and have it available at all times.
22. Treestand instructions should be kept in a safe place and reviewed at least annually. It is the responsibility of the treestand owner to provide complete instructions to any person that borrows or purchases the tree stand. If you lose your instruction manual, call Locon Treestands LLC at 740-984-0366 for a replacement.



Instructions for the LOCON "High Style" Treestand

1. Always wear a full body safety harness with climbing belt when installing the treestand to the tree. Always use a haul line to raise and lower your treestand. Never climb with anything on your back. **DO NOT** unfold the stand. Place it flat against the tree. Wrap the strap around the tree and attach the hook to the eye bolt. Pull the free end of the webbing to tighten the strap. Make sure strap is as tight as possible.
2. Position the stand on the tree where you want to hunt. Pull the platform down to the open position. When you pull the platform down, this will tighten the strap further. Do not put enough pressure on the platform to damage the platform.
3. Never step onto a treestand unless you are safely attached to the tree. Step onto the platform and move to the back of the platform closest to the tree. Shift your weight to the back of the stand to further lock the stand on the tree.
4. The seat may be folded out for long hours of comfortable hunting. The Foot Rest is designed to rest your feet while you are sitting on the seat. **DO NOT** stand on the Foot Rest!
5. To remove the stand, fold the platform up, pull the stand upwards and loosen the buckle by gripping the buckle and pulling it away from the tree. Then remove the hook from the eyebolt.



AFTER PRACTICING WITH YOUR STAND AT GROUND LEVEL, IF YOU HAVE ANY QUESTIONS CALL LOCON AT 740-984-0366.

LOCON's 3 Year Limited Warranty

LOCON Treestands LLC warrants its treestand to be free of defects in material and workmanship for a period of three years from the date of purchase. This Warranty applies to the original owner only and does not cover canvas, seat, rope, chain, carpet or paint. Warranty does not cover damage caused by alterations, misuse, abuse or use contrary to LOCON Treestands LLC specifications or instructions. LOCON retains the right to repair or replace for Warranty work.

LOCON makes no other Warranty expressed or implied.

LOCON is not liable for any incidental or consequential damage, which may result from any defect in LOCON treestands.

Warranty work must be performed by LOCON Treestands LLC or one of its authorized representatives. To obtain Warranty service contact LOCON Treestands LLC Customer Service Department.

If your treestand has a defect in material or workmanship, return it to LOCON Treestands LLC freight pre-paid. We will replace or repair it at our discretion and send it back to you at no charge for a period of 3 years from date of purchase.

1. Complete the Warranty information below.
2. Send to LOCON Treestands LLC within 10 days of purchase.
3. Misuse or alteration voids this Warranty.

CUT HERE AND MAIL TO LOCON

I have read the instructions and understand them thoroughly. I agree to use my LOCON treestand correctly and to wear my Safety Harness at all times while using my treestand. I know that I can call LOCON Treestands LLC. at 740-984-0366 if I have any questions.

NAME _____

ADDRESS _____

CITY _____ STATE _____ ZIP _____

SERIAL# _____

MODEL# HIGH STYLE _____

SIGNATURE _____ DATE _____

TELEPHONE (_____) _____

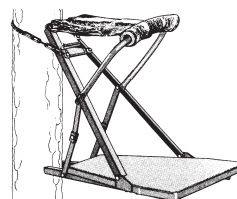


LOCON Treestands LLC

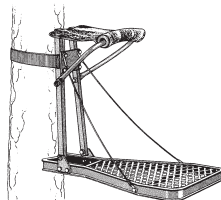
Contact LOCON for information on these other fine stands.



SPIRIT™



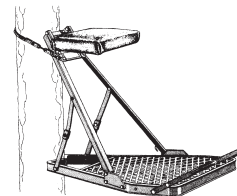
MAG-IIIP™



LIMIT™



MAG-III™



SUPER SPIRIT™

For More Information contact:

LOCON TREESTANDS LLC

15710 Waterford Rd.

Waterford, Ohio 45786

(740) 984-0366

www.locontreestandsllc.com

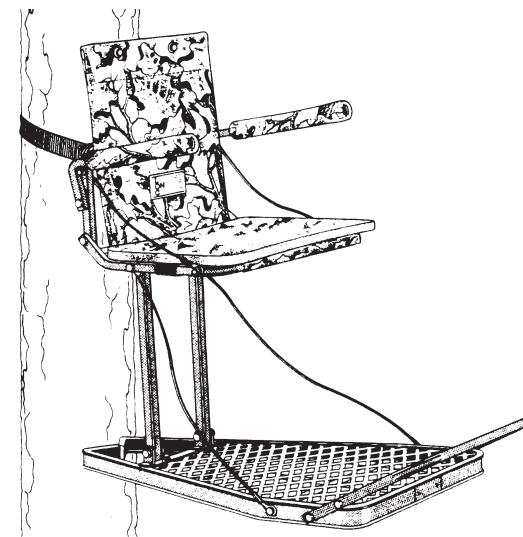


LOCON Treestands LLC

OWNER'S MANUAL

Instructions for

“HIGH STYLE”™ TREESTAND



WARNING

FAILURE TO READ AND FOLLOW INSTRUCTIONS BEFORE USE COULD CAUSE SEVERE INJURY OR DEATH.

